产品规格及技术改良，恕不另行通知，本公司保留最终解释权。
For the changes of products specifications and technology improvement, we shall keep you informed.

Recruiting global agents
诚招全球代理商

携手共进 勇攀高峰

OUYE

OUYE CARTON MACHINERY

欧烨
纸箱机械

OYCXKJ®

致力于打造“纸箱包装行业完整解决方案”
Committed to create "Complete solution for carton packaging industry"

微信/Website　WhatsApp　企业官网/Website

电话/Tel: Jolin +86 180 0067 1285 (Wechat/Whatsapp)
邮箱/E-mail: ouye@cxcartonmachinery.com
网址/Web: www.ouyecartonmachine.com
地址/Add: 中国·河北省东光县/Dongguang County, Heibei Province, China

河北欧烨纸箱机械有限公司
HEBEI OUYE CARTON MACHINERY CO., LTD

关于我们
About Us

河北欧烨纸箱机械有限公司位于河北省东光县，是一家从事纸箱包装机械的设计、制造的智慧型供应商，集设计、生产、销售、售后于一体的现代化企业。具有开发和研制能力，拥有丰富的制造经验，不断完善外包装机械设备存在的不足，向生产智能、高速、节能的自动化机械设备的方向迈进。

立足现在，放眼未来，我们始终坚守“重质量，讲信誉”的经营宗旨；秉承“开拓进取，求实创新，严抓管理，精益求精”的企业精神；确立“以人为本”的经营思想和“服务贴心”的经营策略。

我们的产品素以交货及时，服务周到赢得用户的好评，今后我们将以市场为导向，以科技发展为主动力，竭诚与广大用户合作，不断更新产品，不断提高产品质量，完善售后服务，真诚回报社会。

Hebei Ouye Carton Machinery Co., Ltd. is located in Dongguang County, Hebei Province. It is a smart supplier engaged in the design and manufacturing of carton packaging machinery, as well as a modern enterprise integrating design, production, sales and after–sales services. Equipped with development and research capabilities and rich manufacturing experience, the company keeps improving the deficiencies in outer packaging machinery and is moving towards the production of intelligent, high–speed and energy–saving automated mechanical equipment.

Based on the present and looking to the future, we always adhere to the business tenet of "valuing quality and emphasizing credibility"; uphold the enterprise spirit of "forging ahead, seeking truth and innovation, strict management and striving for excellence"; and establish the business philosophy of "people–oriented" and the business strategy of "intimate service".

Our products have always won praise from users for timely delivery and thoughtful service. In the future, we will be market–oriented, take scientific and technological development as the driving force, sincerely cooperate with users, continuously update products, improve product quality, perfect after–sales service, and sincerely repay the society.



创新 Innovate
是职责和义务
It is duty and obligation

是发展的不懈动力
自强不息，创新不已
苟日新，日日新，又日新，
创新铸就卓越。
It is the unremitting driving force for development.
Self–improvement and innovation never cease.
If one can renew oneself every day,
one can renew oneself every day,
and one can renew oneself every day.
Innovation forges excellence.

团队 Team
是一种合作精神
It is a spirit of cooperation

团队精神是企业文化的核心
没有完善的个人，
只有完美的团队；
强化竞争意识，营造团队精神；
团结共进，众志成城。
Team spirit is at the core of corporate culture.
There are no perfect individuals, only perfect teams.
Strengthen the sense of competition and foster a team spirit;
Unite and move forward together, and stand firm as one.

态度 Attitude
决定一切.....
Decide everything.....

天地生人，有一人当有一人之业
人生在世，有一日当尽一日之勤
凡事脚踏实地，
不驰于空想不笃于嘘声。
Heaven and earth give birth to people. Each person should have their own business.
As people live in this world, they should do their best every day.
They should be down–to–earth in everything, not indulging in empty fantasies or being distracted by criticism.

责任 Responsibility
是一种能力
It is a kind of ability

负责任是我们做事的基础，
无论是对于我们的顾客还是我们自己
以及周边的一切，
我们都要有所承担。
Responsibility is the foundation of what we do.
Whether it is for our customers,
ourselves or everything around us,
we must take on responsibilities.

细节 Detail
决定成败.....
Determine success or failure.....

细节决定成就，差之毫厘，谬以千里。
关注细节，把小事做细做透，
以小见大，方能立身根本，
步步为营。
Details determine achievements. A slight difference can lead to a huge mistake.
Pay attention to details, do small things thoroughly and meticulously, and see the big picture through small details.
Only in this way can one stand firm on the foundation and advance step by step.

品质 Quality
是企业的生命
It is the lifeblood of an enterprise

提供一流服务，
树立一流品质经历岁月洗礼，
经历风吹历练精益求精，铸就非凡。
Provide first–class service and establish first–class quality.
Through the test of time and the tempering of the wind, strive for excellence and forge the extraordinary.

Full intelligent high definition printing slotting diecutting machine
全智能高清印刷开槽模切机



功能与特点 Function and Characteristic

- 主机及数显调控系统、可存储常用定单、操控方便
- 电动挂版、自动复位、换单快捷。
- 各单元设置急停开关、防护操控安全。
- 间隙调整采用电动调整装置，操作更方便。
- 整机高强度设计,喷淋式循环润滑系统。
- 电气元件、主关轴承、启动控制元件等采用国际品牌。

- Main engine and digital display control system, capable of storing common orders, with convenient operation.
- Electric plate hanging, automatic reset, and quick order change.
- Each unit is equipped with an emergency stop switch for safe protection and operation.
- The gap adjustment adopts an electric adjustment device, making the operation more convenient.
- The whole machine features a high–strength design and a spray–type circulating lubrication system.
- Electrical components, main bearings, start control components, etc., adopt international brands.

技术参数 The machine technique parameter						
型号 Model	CX–A0920	CX–A0924	CX–A1224	CX–A1228	CX–A1628	CX–A1632
最高机械速度 Max.design speed(pcs/min)	300	300	250	250	180	180
工作速度 Working speed(pcs/min) 根据纸板大小及印刷面积 According cardboard size and printing	0–300	0–300	0–250	0–220	0–180	0–150
最大进纸尺寸 Max.feeding size(mm)	900×2000	900×2400	1200×2400	1200×2800	1600×2800	1600×3200
最小进纸尺寸 Min.feeding size(mm)	270×600	270×600	320×600	320×600	450×600	450×600
隔张进纸尺寸 Skip feeding(mm)	1200×2000	1200×2400	1500×2400	1500×2800	1900×2800	1900×3200
最大印刷面积 Max.printing size(mm)	900×1960	900×2360	1200×2360	1200×2760	1600×2760	1600×3160
最小开槽间隙(mm) (反刀) Min.slot gap(reverse)	240×65×240×65	240×65×240×65	260×65×260×65	260×65×260×65	260×65×260×65	260×65×260×65











送纸部Paper feeding unit

- 伺服控制前缘进纸机构，具有响应速度快、定位精度高、系统稳定好、使用寿命长等特点，保证了机器长期使用稳定性。
- 用电子凸轮替代复杂的机械凸轮控制，输纸轮轴与电机轴采用同步带连接，消除了送纸轮工作中的所有间隙，有效提高送纸精准度，并可避免纸板左右跑偏现象。
- 真空吸附风量变频调节；设置连续输送和隔张送纸功能；设置上吸尘除屑机构，并可自动进行风量调整。
- 采用独特的快换式半轮结构，使进纸轮圆面磨损均匀一致，保证送纸位置的长期一致性；更换胶轮时只须直接卸装，方便、快捷减少辅助时间，使机器使用更安全、经济。
- 可设定订单数量，完成后自动停止进纸输送；左右挡板、后挡板工作位置电动调整，自动侧齐纸工作频率可任意设置；能实现同自动上料机之间联动工作。
- 传送纸胶辗前、后双轴构造，保证走纸准确一致性；胶层为内软外硬结合型，具有良好的伸展性和耐磨性。

- Servo–controlled leading edge feeding mechanism, featuring fast response speed, high positioning accuracy, good system stability, and long service life, ensuring the long–term stability of the machine during use.
- Electronic cams are used to replace complex mechanical cam control. The paper feeding wheel shaft and the motor shaft are connected by a synchronous belt, which eliminates all gaps during the operation of the paper feeding wheel, effectively improves the paper feeding accuracy, and can avoid the phenomenon of left and right deviation of the paperboard.
- Frequency conversion adjustment of vacuum adsorption air volume; equipped with continuous conveying and sheet–separating feeding functions; provided with an upper dust suction and chip removal mechanism, which can automatically adjust the air volume.
- Adopting a unique quick–change half–wheel structure, which makes the round surface of the feeding wheel wear evenly, ensuring the long–term consistency of the feeding position; when replacing the rubber wheel, it only needs to be directly disassembled and installed, which is convenient and quick, reduces auxiliary time, and makes the machine safer and more economical to use.
- The number of orders can be set, and the paper feeding and conveying will stop automatically after completion; the working positions of the left and right baffles and the rear baffle are adjusted electrically, and the working frequency of automatic side alignment can be set arbitrarily; it can realize linkage work with the automatic feeding machine.
- The double–shaft structure (front and rear) of the paper conveying rubber roller ensures accurate and consistent paper running; the rubber layer is of an inner–soft and outer–hard combined type, with good extensibility and wear resistance.

印刷部 Printing unit

- 触摸屏、电动按钮双系统控制印刷相位、轴向位置;印版辑具有擦版记忆自动复位功能。
- 操作部设置墨辑及墨泵启、停功能;每色组设置急停保护开关。
- 网纹辑送纸部联动升降工作，着墨时同印版间隙电动调整;印版辑同走纸吸风箱压力电动调整，并可以分别调整风量设定。
- 胶混匀墨系统采用新型工艺，在确保实地印刷同时兼容六十线以上的高网点印刷。
- 可选配密封腔双刮刀匀墨机构，采用整体型匀墨防渗装置，避免工作时油墨外溢;其特殊刮刀角度让匀墨转移更理想，可轻松实现100线网点印刷，并可延长刮刀和网纹辑的使用寿命。
- 印刷相位附电磁离合器制动机构，机台分离时可自动锁住齿轮位置，防止印版辑零位丢失。
- 印版部装置电动脚踩开关，可快速挂版、调整，方便换版和擦洗工作。

- Dual systems of touch screen and electric buttons control the printing phase and axial position; the plate cylinder is equipped with the function of plate cleaning memory and automatic reset.
- The operation part is provided with the start and stop functions of the ink roller and ink pump; each color group is equipped with an emergency stop protection switch.
- The anilox roller and paper feeding part work in linkage lifting, and the gap with the printing plate is electrically adjusted during inking; the pressure between the plate cylinder and the paper–running air suction box is electrically adjusted, and the air volume can be set separately.
- The glue mixing and ink uniforming system adopts a new technology, which ensures solid printing while being compatible with high dot printing of more than 60 lines.
- Optional sealed cavity double doctor blade ink uniforming mechanism, adopting an integral ink uniforming and anti–seepage device to avoid ink overflow during operation; its special doctor blade angle enables more ideal ink uniforming and transfer, easily realizing 100–line dot printing, and extending the service life of the doctor blade and anilox roller.
- The printing phase is attached with an electromagnetic clutch braking mechanism, which can automatically lock the gear position when the machine table is separated to prevent the loss of the zero position of the plate cylinder.
- The printing plate part is equipped with an electric foot switch, which enables quick plate hanging and adjustment, facilitating plate changing and cleaning work.

开槽部 Slotting unit

- 人机界面和电动按钮调整双系统操作，可完成开槽箱高、相位、轴向移动调整。
- 配置自锁功能预压快调机构，保证了盘、轴之间长期精度，压线时减缓了对纸板的破坏。
- 包裹了优质聚氨脂的压线上轮，保证了纸板硬度免遭破坏。
- 设置同步联动电动轴向移动，使上下压线轮、上下开槽刀盘、导向轮同步进行调整；自润耐磨导向机构，保证了移位长期正确和提高耐用度。
- 压线轮轴、开槽轮轴选用优质合金钢，经表面研磨加工后镀硬铬处理；分别经过粗、精两台动平衡设备上进行校正，保证找到最佳平衡点。
- 选用优质合金钢开槽刀，齿形刀刃宽度为7mm。

- Dual–system operation with human–machine interface and electric button adjustment, capable of completing adjustments for slotting box height, phase, and axial movement.
- Equipped with a preloading quick–adjustment mechanism with self–locking function, ensuring long–term precision between the disc and shaft, and reducing damage to the paperboard during line pressing.
- The upper line–pressing wheel wrapped with high–quality polyurethane ensures that the hardness of the paperboard is not damaged.
- Equipped with synchronous linkage electric axial movement, enabling synchronous adjustment of upper and lower line–pressing wheels, upper and lower slotting cutter discs, and guide wheels; the self–lubricating and wear–resistant guide mechanism ensures long–term correct displacement and improves durability.
- The line–pressing wheel shaft and slotting wheel shaft are made of high–quality alloy steel, which is plated with hard chrome after surface grinding; they are calibrated on two dynamic balancing devices (rough and fine) respectively to ensure the optimal balance point is found.
- High–quality alloy steel slotting knives are selected, with a tooth–shaped blade width of 7mm.

中控台 Main console



- 中控台可对所有机组进行调整。可根据纸板楞型自动调整间隙。
- 可将设备的操作信息存储在中控电脑中，可存储订单10000个。
- 可实现一键换单，一键将设备调整到上次相同的状态，大幅度较少换单时间，节约成本。

- The central control console can adjust all units. The gap can be automatically adjusted according to the cardboard flute type.
- The operation information of the equipment can be stored in the central control computer, which can store up to 10,000 orders.
- It can realize one–key order change, adjusting the equipment to the same state as last time with one key, which greatly reduces the order change time and saves costs.

模切部 Die cutting unit

- 触摸屏和电动按钮双系统控制工作，可对模切部进行相位和轴向调整，后侧部安装印刷、开槽调整按钮，并设置主机开、关及加减速功能。
- 采用独特的内置差速补偿装置，当优力胶垫外径变化时，可以自动进行线速度补偿，确保生产工件规格的一致性，并可增加优力胶垫使用寿命
- 当模切部开始工作时，模版辑自动提升至工作位置，优力胶垫辑进入自动位移工作状态;优力胶垫辗同模版辑差异化转速设计；装置胶垫自动切削修复机构，可对优力胶进行多次修复。
- 模版辑、胶垫辑均选用优质钢材，先正火处理后进行内外切削加工，经精磨加工镀硬铬处理，分别进行动平衡校正。
- 按装带有防偏跑位的自动纠偏功能的清废输送装置。
- 可选用伺服控制线速度补偿机构，能制作更高精度的模切纸箱。

- Dual systems of touch screen and electric buttons control the operation, enabling phase and axial adjustments for the die–cutting section. Buttons for adjusting printing and slotting are installed at the rear side, with functions of main machine on/off and acceleration/deceleration also set up.
- Adopting a unique built–in differential compensation device, which can automatically compensate the linear speed when the outer diameter of the polyurethane pad changes, ensuring the consistency of the specifications of the produced workpieces and prolonging the service life of the polyurethane pad.
- When the die–cutting section starts working, the template cylinder automatically lifts to the working position, and the polyurethane pad cylinder enters the automatic displacement working state; the template cylinder and the polyurethane pad cylinder are designed with differential rotational speeds; an automatic cutting and repairing mechanism for the pad is equipped, which can repair the polyurethane pad for multiple times.
- Both the template cylinder and the pad cylinder are made of high–quality steel, which undergoes normalizing treatment first, then internal and external cutting processing, precision grinding, hard chrome plating, and dynamic balance correction respectively.
- A waste cleaning and conveying device with automatic deviation correction function to prevent deviation and misalignment is installed.
- A servo–controlled linear speed compensation mechanism can be optionally used, enabling the production of die–cut cartons with higher precision.

Vacuum adsorptive high definition printing &polishing drying die cutting machine
全程吸附高清印刷上光烘干模切机



功能与特点 Function and Characteristic

◎ 整台机器按照高要求、可靠性功能及安全性而设计制造。选用优质材料及配件，所有传动轮材质均为优质钢,镀硬铬、表面研磨。

◎ 各单元固定机组，采用真空吸附式输送装置，印刷单元套色采用伺服控制，实现高网点精密印刷。

◎ 整机采用触摸屏PLC控制，可存储和重新调用已做过的单数据，换单快捷，操作更方便。

◎ 可通过网络实现故障的远距离检测，快速排除设备故障。自动归零，自动复位。

◎ 传送辑、压印辑、网纹辑的间隙采用电脑控制调整。纸尘中央式收集系统。

◎ The entire machine is designed and manufactured in accordance with high requirements, reliability functions, and safety standards. High-quality materials and accessories are selected; all transmission wheels are made of high-quality steel, with hard chrome plating and surface grinding.

◎ Each unit's fixed machine set is equipped with a vacuum adsorption conveying device, and the color registration of the printing unit is controlled by a servo system to achieve high-dot precision printing.

◎ The whole machine is controlled by a touch screen PLC, which can store and recall the data of previously processed orders, enabling quick order change and more convenient operation.

◎ Remote fault detection can be realized through the network to quickly eliminate equipment failures. It features automatic zero reset and automatic reset functions.

◎ The gaps of the conveying rollers, impression rollers, and anilox rollers are adjusted by computer control. It is equipped with a centralized paper dust collection system.

技术参数 The machine technique parameter				
型号 Model	920	924	1224	1228
最高速度(张/分钟)Max.speed(piece/min)	350	280	250	230
最大进纸尺寸Max.feed size(mm)	900×2100	900×2500	1200×2500	1200×2900
最小进纸尺寸Min.feed size(mm)	280×600	280×600	350×600	350×600
隔张进纸尺寸Size of drawing paper(mm)	1200×2100	1200×2500	1500×2500	1500×2900
最大印刷面积Max.printing area(mm)	900×2000	900×2400	1200×2400	1200×2800
标准印版厚度Thickness of standard printing plate(mm)	7.2	7.2	7.2	7.2
最大模切尺寸Max.die size(mm)	900×2000	900×2400	1200×2400	1200×2800

送纸部Paper feeding unit



・伺服免压前缘滚轮送纸系统，配套四台伺服电机，智能可控，精准无误，无齿轮磨损造成的送纸精度降低。
・吸附风机辅助送纸，风量大小变频调节，确保弯曲纸板顺利送入。适用于3、5、7压瓦楞纸板。
・前挡板手动调整，刻度盘显示，直接方便。
・左右侧挡板单独调整，数字显示。
・后挡板电动调整，简单方便。
・间隙电动调整，调整范围1~12mm。
・送纸鲲入口处毛刷，用于去除纸板表面杂质。两组送纸轮之间装有尘机构，用于吸走纸板表面杂质，以提高印刷品质。

・Servo pressure-free leading edge roller feeding system, equipped with four servo motors, featuring intelligent controllability, precision and accuracy, without the reduction of feeding precision caused by gear wear.
・Adsorption fan assists in feeding, with frequency conversion adjustment of air volume to ensure smooth feeding of curved paperboards. Suitable for 3, 5, and 7-ply corrugated paperboards.
・The front baffle is adjusted manually, with a dial display, which is direct and convenient.
・The left and right side baffles are adjusted separately, with digital display.
・The rear baffle is adjusted electrically, simple and convenient.
・Electric gap adjustment, with an adjustment range of 1~12mm.
・A brush is installed at the entrance of the feeding roller to remove impurities on the surface of the paperboard. A dust suction mechanism is installed between the two sets of feeding wheels to suck away impurities on the surface of the paperboard, so as to improve printing quality.

印刷部 Printing unit



・卷轴挂版，360度锁紧装置，让挂版操作简单，对位准确。
・快速换版，快速修正贴版时产生的倾斜误差,达到修正范围内。
・全程真空吸附高精度传送，套印精度高。
・印刷辑相位采用伺服电机驱动，配接Endat高精度码器，有效保证了伺服转动系统的控制精度。套色制系统直接连接到伺服，反应快，精度高。
・横向相位，电脑及电动数字式控制。
・进口品牌刮刀供墨系统:墨腔主体为非金属特殊材质永不生锈，易于清洗；快速更换刮刀片。
・自动切换清洗装置，让水墨回收更彻底；节省水墨能水墨在换颜色或清洗时每单元每次可节省水墨0.4-0.5公斤。

・Reel plate mounting with a 360-degree locking device makes plate mounting operation simple and alignment accurate.
・Quick plate change allows for rapid correction of tilt errors generated during plate pasting, within the correction range.
・High-precision vacuum adsorption conveying throughout the process ensures high overprinting accuracy.
・The printing cylinder phase is driven by a servo motor, equipped with an Endat high-precision encoder, effectively ensuring the control accuracy of the servo rotation system. The color registration system is directly connected to the servo, featuring fast response and high precision.
・Lateral phase is controlled by computer and electric digital means.
・Imported brand doctor blade ink supply system: the main body of the ink chamber is made of non-metallic special material, which never rusts and is easy to clean; the doctor blade can be replaced quickly.
・Automatic switching cleaning device enables more thorough water-based ink recovery; it saves water-based ink, with each unit saving 0.4-0.5 kg of water-based ink each time when changing colors or cleaning.

上光部 Polishing unit



・上光单元固定机组加宽，有助于光油干燥速度。
・上光单元生产时可选择水性光油或UV光油进行上光，也可作印刷单元使用。
・设有卡纸感应器，使操作更安全可靠。

・The fixed unit of the glazing section is widened, which helps to speed up the drying of the varnish.
・During production, the glazing unit can choose water-based varnish or UV varnish for glazing, and can also be used as a printing unit.
・Equipped with a paper jam sensor, making the operation safer and more reliable.

模切部 Die cutting unit



・模切压力间隙电动调整。
・胶垫辑自动横移游动装置。
・进口快换式胶垫、耐磨耗。
・速差补偿系统，确保线速一致性，保障精度。
・胶垫磨削机构，延长胶垫使用寿命，,降低消耗。

・Electric adjustment of die-cutting pressure gap.
・Automatic traverse and floating device for the rubber pad roller.
・Imported quick-change rubber pads, wear-resistant.
・Speed difference compensation system to ensure linear speed consistency and precision.
・Rubber pad grinding mechanism to extend the service life of rubber pads and reduce consumption.

Auto high speed flexo printing folder gluer bundling Inline
全自动高速印刷折叠粘箱打捆联动线



计数输出单元 Counter–Ejector Section

伺服驱控高速计数堆叠传输系统
Servo motorized High–speed countingstacking transporting system.

“上落式收集”，高频齐箱矫正系统
Down stacker,spuaringcorrection system.



计叠单元 Folding Section



精准定型导向排轮系统/后段吸附皮带传输
Precision deflection wheel system to ensure feding registervacuum transportation whenflding.

高强度桥臂，精密横移导向系统
High rigidity beam Linear guide way Lateral moring system.

传递单元 Catching Section



恒温可调式上胶系统
Glue system with constant temperatare



CNC联动操控,多重除屑系统
CNC control sheet cleaning system

技术参数 The machine technique parameter			
型号 /Model	920	1224	1428
机械最高速度（张 / 分）Max.machine speed(sheets/min)	300	250	200
最大进纸尺寸（LX Wmm）Max.feeding size	900×2000	1200×2400	1400×2800
最小进纸高度（mm）Min.feeding height	300	350	380
最小折叠间距（mm）Min.fold size	240×110	250×110	
适用纸板 Suitable for boardsheet	E–AB 楞		

Full computer high speed printingslotting die cutting machine
全电脑高速印刷开槽模切机



功能与特点 Function and Characteristic

◎ 主机及数显调控系统、可存储常用定单、操控方便。
◎ 电动挂版、自动复位、换单快捷。
◎ 各单元设置急停开关、防护操控安全。
◎ 间隙调整采用电动调整装置，操作更方便。
◎ 整机高强度设计，喷淋式循环润滑系统。
◎ 电气元件、主关轴承、启动控制元件等采用国际品牌。

◎ Main engine and digital display control system, which can store common orders and is easy to operate.
◎ Electric plate mounting, automatic reset, and quick order switching.
◎ Each unit is provided with an emergency stop switch to ensure safe protection and operation.
◎ Electric adjustment device is adopted for gap adjustment, making the operation more convenient.
◎ The whole machine is designed with high strength and equipped with a spray–type circulating lubrication system.
◎ Electrical components, main bearings, start control components, etc., are of international brands.

技术参数 The machine technique parameter								
型号 /Model		1022	1224	1228	1424	1428	1624	1628	1632
最高速度（张 / 分钟）Max.speed (piece / min)		200	200	150	150	120	150	120	120
送纸精度 Paper feeding precision (mm)		± 1.0	± 1.0	± 1.0	± 1.0	± 1.0	± 1.0	± 1.0	± 1.0
最大进纸尺寸 Max.feed size (mm)		1000x2200	1200 × 2500	1200x2900	1400 × 2500	1400x2900	1600x2500	1600x2900	1600x3300
最小进纸尺寸 Min.feed size (mm)		280x600	350x600	350x600	380x600	380x600	420x600	420x600	420x600
隔张进纸尺寸 Size of drawing paper (mm)		1300x2100	1500 × 2500	1500 × 2900	1700 × 2500	1700x2900	2000x2500	2000x2900	2000x3300
最大印刷面积 Max.printing area (mm)		1000x2200	1200x2400	1200 × 2900	1400 × 2500	1400x2900	1600x2500	1600x2900	1600 × 3200
印刷套准 Printing set (mm)		± 0.5	± 0.5	± 0.5	± 0.5	± 0.5	± 0.5	± 0.5	± 0.5
标准印版厚度 Thickness of standard printing plate (mm)		5mm	5mm	5mm	5mm	5mm	5mm	5mm	5mm
最小开槽间隔 (mm) Min.slotting interval (mm)	正刀 Positive knife	160x160	160x160	160x160	160x160	160x160	160x160	160x160	180 × 180
	反刀 Negative knife	270x65	270x65	270x65	270x65	270x65	270x65	270x65	290 × 70
最大槽深 Max.groove depth (mm)		250	300	300	350	350	400	400	400
开槽精度 Slotting accuracy (mm)		± 1.5	± 1.5	± 1.5	± 1.5	± 1.5	± 1.5	± 1.5	± 1.5
模切精度 Die cutting precision (mm)		± 1.5	± 1.5	± 1.5	± 1.5	± 1.5	± 1.5	± 1.5	± 1.5

送纸部Paper feeding unit



・滚轮式前缘送纸系统，独立电子轴，延伸送纸。采用国际先进技术，系统稳定，送纸精度高。
・吸附风机辅助送纸，风量大小变频调节，确保弯曲纸板顺利送入。适用于3、5、7压瓦楞纸板。
・前挡板手动调整，刻度盘显示，直接方便。
・左右侧挡板单独调整，数字显示。
・后挡板电动调整，简单方便。
・双输送辗机构，第一组送纸轮采用浮动式结构，压力可通过弹簧力调节。间隙手动调整标牌显示，调整范围1~12mm。
・送纸辗入口处毛刷，用于去除纸板表面杂质。两组送纸轮之间装有尘机构，用于吸走纸板表面杂质，以提高印刷品质。

・Roller–type leading edge feeding system with independent electronic shafts and extended paper feeding. Adopting internationally advanced technology, the system is stable with high feeding precision.
・An adsorption fan assists in paper feeding, and the air volume is adjusted by frequency conversion to ensure smooth feeding of curved paperboards. It is suitable for 3, 5, and 7–ply corrugated paperboards.
・The front baffle is adjusted manually with a dial display, which is direct and convenient.
・The left and right side baffles are adjusted separately with digital displays.
・The rear baffle is adjusted electrically, which is simple and convenient.
・Double conveying roller mechanism: the first set of feeding wheels adopts a floating structure, and the pressure can be adjusted through spring force. The gap is adjusted manually with a label display, and the adjustment range is 1~12mm.
・A brush is installed at the entrance of the feeding roller to remove impurities on the surface of the paperboard. A dust suction mechanism is installed between the two sets of feeding wheels to suck away impurities on the surface of the paperboard, so as to improve printing quality.

印刷部 Printing unit



・印刷辑:钢质筒质，表面研磨，镀硬铬。勤平衡矫正，链接平稳。
・轴向调整采用电动调整，轴向调整范围10mm。
・棘轮固定式卷版轴。全版挂版沟装卸印刷板，脚踏开关电动控制正反转。
・压刀辑间隙手动调整，标牌显示，调整范围1~12mm。
・橡胶辗匀墨系统。钢管表面包裹耐磨橡胶,中高特殊研磨。间隙电动调整，数字显示，调整范围0 ~6mm。(选配:刮刀匀墨系统）。
・研磨网纹鲲:带有单独的马达驱动的空转装置，确保停机时油墨不知沽。网线:160 ~500任选。(选配:陶瓷网纹辑)。
・拉纸环可以快速移动锁紧。（选配:全程真空传送系统）。

・Printing cylinder: Made of steel, with surface grinding and hard chrome plating. Dynamically balanced for smooth operation.
・Axial adjustment is electric, with an adjustment range of 10mm.
・Ratchet–fixed plate winding shaft. The entire plate has grooves for loading and unloading printing plates, with a foot switch for electric control of forward and reverse rotation.
・The gap of the knife pressing roller is manually adjusted, with a label display and an adjustment range of 1~12mm.
・Rubber roller ink distribution system. The steel pipe surface is wrapped with wear–resistant rubber, with special grinding for the crown. The gap is electrically adjusted with digital display, and the adjustment range is 0~6mm. (Optional: Doctor blade ink distribution system).
・Ground anilox roller: Equipped with a separately motor–driven idling device to ensure no ink contamination during machine shutdown. Line count: Optional from 160 to 500. (Optional: Ceramic anilox roller).
・Paper pulling rings can be quickly moved and locked. (Optional: Full–length vacuum conveying system).

开槽部 Slotting unit



・预压轮装置:电动联动式开槽，压线、预压一次完成。
・电动调整纸箱的长、宽、高及折叠部分，数字显示。
・压线轮间隙手动调整，刻度盘显示调整数值。
・开槽刀厚度7mm,合金钢材质，锯齿形热处理齿形研磨，刀刃锋利，精密度高。
・开槽相位采用电脑电动数值式360度调整。
・追加手提孔模座。
・在开槽部装有连锁控制开关，实现急停，停送或恢复送纸。

・Pre–pressing wheel device: Electrically linked slotting, line pressing and pre–pressing are completed in one go.
・Electrically adjust the length, width, height and folding parts of the carton with digital display.
・The gap of the line pressing wheel is adjusted manually, and the adjustment value is displayed on the dial.
・The slotting knife has a thickness of 7mm, made of alloy steel, with serrated heat–treated tooth grinding, sharp blade and high precision.
・The slotting phase is adjusted by computerized electric numerical 360–degree adjustment.
・Additional handle hole die base.
・An interlock control switch is installed in the slotting part to realize emergency stop, stop feeding or resume feeding.

模切部 Die cutting unit



・模切压力间隙手动调整。
・胶垫辑自动横移游动装置。
・进口快换式胶垫、耐磨耗。
・速差补偿系统，确保线速一致性，保障精度。
・胶垫磨削机构，延长胶垫使用寿命，降低消耗。

・Manual adjustment of die–cutting pressure gap.
・Automatic traverse and floating device for the rubber pad roller.
・Imported quick–change rubber pads, wear–resistant.
・Speed difference compensation system to ensure consistency of linear speed and guarantee precision.
・Rubber pad grinding mechanism to extend the service life of rubber pads and reduce consumption.

Full computer high speed printingslotting die cutting machine
全电脑高速印刷开槽模切机



功能与特点 Function and Characteristic

◎ 主机及数显调控系统、可存储常用定单、操控方便。
◎ 电动挂版、自动复位、换单快捷。
◎ 各单元设置急停开关、防护操控安全。
◎ 间隙调整采用电动调整装置，操作更方便。
◎ 整机高强度设计，喷淋式循环润滑系统。
◎ 电气元件、主关轴承、启动控制元件等采用国际品牌。

◎ Main engine and digital display control system, which can store common orders and is easy to operate.
◎ Electric plate mounting, automatic reset, and quick order switching.
◎ Each unit is provided with an emergency stop switch to ensure safe protection and operation.
◎ Electric adjustment device is adopted for gap adjustment, making the operation more convenient.
◎ The whole machine is designed with high strength and equipped with a spray–type circulating lubrication system.
◎ Electrical components, main bearings, start control components, etc., are of international brands.

技术参数 The machine technique parameter									
型号 /Model		1022	1224	1228	1424	1428	1624	1628	1632
最高速度（张 / 分钟）Max.speed (piece / min)		200	200	150	150	120	150	120	120
送纸精度 Paper feeding precision (mm)		± 1.0	± 1.0	± 1.0	± 1.0	± 1.0	± 1.0	± 1.0	± 1.0
最大进纸尺寸 Max.feed size (mm)		1000x2200	1200 × 2500	1200x2900	1400 × 2500	1400x2900	1600x2500	1600x2900	1600x3300
最小进纸尺寸 Min.feed size (mm)		280x600	350x600	350x600	380x600	380x600	420x600	420x600	420x600
隔张进纸尺寸 Size of drawing paper (mm)		1300x2100	1500 × 2500	1500 × 2900	1700 × 2500	1700x2900	2000x2500	2000x2900	2000x3300
最大印刷面积 Max.printing area (mm)		1000x2200	1200x2400	1200 × 2900	1400 × 2500	1400x2900	1600x2500	1600x2900	1600 × 3200
印刷套准 Printing set (mm)		± 0.5	± 0.5	± 0.5	± 0.5	± 0.5	± 0.5	± 0.5	± 0.5
标准印版厚度 Thickness of standard printing plate (mm)		5mm	5mm	5mm	5mm	5mm	5mm	5mm	5mm
最小开槽间隔 (mm) Min.slotting interval (mm)	正刀 Positive knife	160x160	160x160	160x160	160x160	160x160	160x160	160x160	180 × 180
	反刀 Negative knife	270x65	270x65	270x65	270x65	270x65	270x65	270x65	290 × 70
最大槽深 Max.groove depth (mm)		250	300	300	350	350	400	400	400
开槽精度 Slotting accuracy (mm)		± 1.5	± 1.5	± 1.5	± 1.5	± 1.5	± 1.5	± 1.5	± 1.5
模切精度 Die cutting precision (mm)		± 1.5	± 1.5	± 1.5	± 1.5	± 1.5	± 1.5	± 1.5	± 1.5

送纸部Paper feeding unit



・滚轮式前缘送纸系统，独立电子轴，延伸送纸。采用国际先进技术，系统稳定，送纸精度高。
・吸附风机辅助送纸，风量大小变频调节，确保弯曲纸板顺利送入。适用于3、5、7压瓦楞纸板。
・前挡板手动调整，刻度盘显示，直接方便。
・左右侧挡板单独调整，数字显示。
・后挡板电动调整，简单方便。
・双输送辗机构，第一组送纸轮采用浮动式结构，压力可通过弹簧力调节。间隙手动调整标牌显示，调整范围1~12mm。
・送纸辗入口处毛刷，用于去除纸板表面杂质。两组送纸轮之间装有尘机构，用于吸走纸板表面杂质，以提高印刷品质。

・Roller–type leading edge feeding system with independent electronic shafts and extended paper feeding. Adopting internationally advanced technology, the system is stable with high feeding precision.
・An adsorption fan assists in paper feeding, and the air volume is adjusted by frequency conversion to ensure smooth feeding of curved paperboards. It is suitable for 3, 5, and 7–ply corrugated paperboards.
・The front baffle is adjusted manually with a dial display, which is direct and convenient.
・The left and right side baffles are adjusted separately with digital displays.
・The rear baffle is adjusted electrically, which is simple and convenient.
・Double conveying roller mechanism: the first set of feeding wheels adopts a floating structure, and the pressure can be adjusted through spring force. The gap is adjusted manually with a label display, and the adjustment range is 1~12mm.
・A brush is installed at the entrance of the feeding roller to remove impurities on the surface of the paperboard. A dust suction mechanism is installed between the two sets of feeding wheels to suck away impurities on the surface of the paperboard, so as to improve printing quality.

印刷部 Printing unit



・印刷辑:钢质筒质，表面研磨，镀硬铬。勤平衡矫正，链接平稳。
・轴向调整采用电动调整，轴向调整范围10mm。
・棘轮固定式卷版轴。全版挂版沟装卸印刷板，脚踏开关电动控制正反转。
・压刀辑间隙手动调整，标牌显示，调整范围1~12mm。
・橡胶辗匀墨系统。钢管表面包裹耐磨橡胶,中高特殊研磨。间隙电动调整，数字显示，调整范围0 ~6mm。(选配:刮刀匀墨系统）。
・研磨网纹鲲:带有单独的马达驱动的空转装置，确保停机时油墨不知沽。网线:160 ~500任选。(选配:陶瓷网纹辑)。
・拉纸环可以快速移动锁紧。（选配:全程真空传送系统）。

・Printing cylinder: Made of steel, with surface grinding and hard chrome plating. Dynamically balanced for smooth operation.
・Axial adjustment is electric, with an adjustment range of 10mm.
・Ratchet–fixed plate winding shaft. The entire plate has grooves for loading and unloading printing plates, with a foot switch for electric control of forward and reverse rotation.
・The gap of the knife pressing roller is manually adjusted, with a label display and an adjustment range of 1~12mm.
・Rubber roller ink distribution system. The steel pipe surface is wrapped with wear–resistant rubber, with special grinding for the crown. The gap is electrically adjusted with digital display, and the adjustment range is 0~6mm. (Optional: Doctor blade ink distribution system).
・Ground anilox roller: Equipped with a separately motor–driven idling device to ensure no ink contamination during machine shutdown. Line count: Optional from 160 to 500. (Optional: Ceramic anilox roller).
・Paper pulling rings can be quickly moved and locked. (Optional: Full–length vacuum conveying system).

开槽部 Slotting unit



・预压轮装置:电动联动式开槽，压线、预压一次完成。
・电动调整纸箱的长、宽、高及折叠部分，数字显示。
・压线轮间隙手动调整，刻度盘显示调整数值。
・开槽刀厚度7mm,合金钢材质，锯齿形热处理齿形研磨，刀刃锋利，精密度高。
・开槽相位采用电脑电动数值式360度调整。
・追加手提孔模座。
・在开槽部装有连锁控制开关，实现急停，停送或恢复送纸。

・Pre–pressing wheel device: Electrically linked slotting, line pressing and pre–pressing are completed in one go.
・Electrically adjust the length, width, height and folding parts of the carton with digital display.
・The gap of the line pressing wheel is adjusted manually, and the adjustment value is displayed on the dial.
・The slotting knife has a thickness of 7mm, made of alloy steel, with serrated heat–treated tooth grinding, sharp blade and high precision.
・The slotting phase is adjusted by computerized electric numerical 360–degree adjustment.
・Additional handle hole die base.
・An interlock control switch is installed in the slotting part to realize emergency stop, stop feeding or resume feeding.

模切部 Die cutting unit



・模切压力间隙手动调整。
・胶垫辑自动横移游动装置。
・进口快换式胶垫、耐磨耗。
・速差补偿系统，确保线速一致性，保障精度。
・胶垫磨削机构，延长胶垫使用寿命，降低消耗。

・Manual adjustment of die–cutting pressure gap.
・Automatic traverse and floating device for the rubber pad roller.
・Imported quick–change rubber pads, wear–resistant.
・Speed difference compensation system to ensure consistency of linear speed and guarantee precision.
・Rubber pad grinding mechanism to extend the service life of rubber pads and reduce consumption.

High speed flexo ink printing slotting die cutting machine
高速水墨印刷开槽模切机



技术参数 The machine technique parameter								
型号 /Model		1022	1224	1228	1424	1428	1624	1628	1632
最高速度（张 / 分钟）Max.speed (piece / min)		200	200	150	150	120	150	120	120
送纸精度 Paper feeding precision (mm)		± 1.0	± 1.0	± 1.0	± 1.0	± 1.0	± 1.0	± 1.0	± 1.0
最大进纸尺寸 Max.feed size (mm)		1000x2200	1200x2500	1200x2900	1400x2500	1400 × 2900	1600x2500	1600x2900	1600x3300
最小进纸尺寸 Min.feed size (mm)		280x600	350x600	350x600	380x600	380x600	420x600	420x600	420x600
隔张进纸尺寸 Size of drawing paper (mm)		1300x2100	1500x2500	1500 × 2900	1700x2500	1700 × 2900	2000x2500	2000x2900	2000x3300
最大印刷面积 Max.printing area (mm)		1000x2200	1200x2400	1200 × 2900	1400x2500	1400x2900	1600x2500	1600x2900	1600x3200
印刷套准 Printing set (mm)		± 0.5	± 0.5	± 0.5	± 0.5	± 0.5	± 0.5	± 0.5	± 0.5
标准印版厚度 Thickness of standard printing plate (mm)		5mm	5mm	5mm	5mm	5mm	5mm	5mm	5mm
最小开槽间隔 (mm) Min.slotting interval (mm)	正刀 Positive knife	160x160	160x160	160x160	160x160	160x160	160x160	160x160	180x180
	反刀 Negative knife	270x65	270 × 65	270 × 65	270x65	270 × 65	270x65	270x65	290x70
最大槽深 Max.groove depth (mm)		250	300	300	350	350	400	400	400
开槽精度 Slotting accuracy (mm)		± 1.5	± 1.5	± 1.5	± 1.5	± 1.5	± 1.5	± 1.5	± 1.5
模切精度 Die cutting precision (mm)		± 1.5	± 1.5	± 1.5	± 1.5	± 1.5	± 1.5	± 1.5	± 1.5

送纸部Paper feeding unit



- 滚轮式前缘送纸系统，独立电子轴，延伸送纸。采用国际先进技术，系统稳定，送纸精度高。
- 吸附风机辅助送纸，风量大小变频调节，确保弯曲纸板顺利送入。适用于3、5、7压瓦楞纸板。
- 前挡板手动调整，刻度盘显示，直接方便。
- 左右侧挡板单独调整,数字显示。
- 后挡板电动调整，简单方便。
- 双输送辗机构，第一组送纸轮采用浮动式结构，压力可通过弹簧力调节。间隙手动调整，标牌显示，调整范围1~12mm。
- 送纸辗入口处毛刷，用于去除纸板表面杂质。两组送纸轮之间装有尘机构，用于吸走纸板表面杂质,以提高印刷品质。
- Roller–type leading edge feeding system, featuring independent electronic shafts and extended paper feeding. Adopting internationally advanced technology, the system is stable with high feeding precision.
- An adsorption fan assists in feeding, and the air volume is adjusted via frequency conversion to ensure smooth feeding of curved paperboards. It is suitable for 3–ply, 5–ply, and 7–ply corrugated paperboards.
- The front baffle is manually adjustable with a dial display, offering direct and convenient operation.
- The left and right side baffles are adjusted separately, with digital displays.
- The rear baffle is electrically adjustable, simple and convenient to operate.
- Double conveying roller mechanism: the first set of feeding wheels adopts a floating structure, and the pressure can be adjusted through spring force. The gap is manually adjustable with a label display, and the adjustment range is 1~12mm.
- A brush is installed at the entrance of the feeding roller to remove impurities on the surface of the paperboard. A dust suction mechanism is installed between the two sets of feeding wheels to suck away impurities on the surface of the paperboard, so as to improve printing quality.

印刷部 Printing unit



- 印刷鲲:钢质筒质，表面研磨，镀硬铬。勤平衡矫正，链接平稳。・轴向调整采用手动调整，轴向调整范围10mm。
- 棘轮固定式卷版轴。全版挂版沟装卸印刷板，脚踏开关电动控制正反转。・压刀辑间隙手动调整，标牌显示，调整范围1~12mm。
- 橡胶辗匀墨系统。钢管表面包裹耐磨橡胶,中高特殊研磨。间隙电动调整，数字显示，调整范围0 ~ 6mm。(选配:刮刀匀墨系统)
- 研磨网纹辗:带有单独的马达驱动的空转装置，确保停机时油墨不知沽。网线:160 ~500任选。(选配:陶瓷网纹辑)
- 拉纸环可以快速移动锁紧。（ 选配:全程真空传送系统 ）
- Printing roller: Made of steel cylinder, with surface grinding and hard chrome plating. It undergoes frequent balance correction to ensure smooth connection.
- Axial adjustment is manually operated, with an adjustment range of 10mm.
- Ratchet–fixed plate winding shaft. The printing plate is loaded and unloaded through the full–plate plate–hanging groove, and the forward and reverse rotation is controlled by an electric foot switch.
- The gap of the knife pressing roller is manually adjusted, with a label display, and the adjustment range is 1~12mm.
- Rubber roller ink distribution system. The surface of the steel pipe is wrapped with wear–resistant rubber, with special grinding for the crown. The gap is electrically adjusted with a digital display, and the adjustment range is 0~6mm. (Optional: Doctor blade ink distribution system)
- Ground anilox roller: Equipped with a separate motor–driven idling device to ensure that ink does not stain when the machine is stopped. Screen count: Optional from 160 to 500. (Optional: Ceramic anilox roller)
- Paper pulling rings can be quickly moved and locked. (Optional: Full–range vacuum conveying system)

开槽部 Slotting unit



- 模切压力间隙手动调整。
- 胶垫辑自动横移游动装置。
- 进口快换式胶垫、耐磨耗。
- 速差补偿系统，确保线速一致性，保障精度。
- 胶垫磨削机构，延长胶垫使用寿命，降低消耗。
- Manual adjustment of die–cutting pressure gap.
- Automatic traverse and floating device for the rubber pad roller.
- Imported quick–change rubber pads, wear–resistant.
- Speed difference compensation system to ensure consistency of linear speed and guarantee precision.
- Rubber pad grinding mechanism to extend the service life of rubber pads and reduce consumption.

模切部 Die cutting unit

可选：






Super large model high speed flexo ink printing slotting die cutting machine
超大型高速水墨印刷开槽模切机



功能与特点 Function and Characteristic

◎ 采用前缘式送纸系统。
◎ 采用斜齿传动，齿轮经高频淬火，磨齿而成。
◎ 所有辊轴镀铬，增强硬度。
◎ 齿轮采用喷淋式循环润滑。
◎ 采用PLC、 触摸屏多功能控制，采用变频控制器，精确可靠。
◎ 自动归零，自动对版。
◎ 模块设计，多色印刷机组任意组合。
◎ 送纸部的侧挡板、开槽各部均为电动调整。
◎ 刀模辊、软辊采用国际标准尺寸，通用性强，任何地方可购买到合适的模版及胶垫。
◎ 具有速差补偿装置，自动跟踪补偿胶垫滚筒的转速，保证纸箱与刀模的尺寸完全一致。

◎ Adopts a front–edge paper feeding system.
◎ Uses helical gear transmission, with gears made through high–frequency quenching and gear grinding.
◎ All roller shafts are chrome–plated to enhance hardness.
◎ Gears adopt spray–type circulating lubrication.
◎ Equipped with PLC and touch screen for multi–functional control, and a frequency converter for precise and reliable operation.
◎ Automatic zero reset and automatic plate alignment.
◎ Modular design allows arbitrary combination of multi–color printing units.
◎ The side baffles of the paper feeding section and all parts of the slotting section are electrically adjustable.
◎ The die roller and soft roller adopt international standard sizes, featuring strong universality, and suitable templates and rubber pads can be purchased anywhere.
◎ Equipped with a speed difference compensation device that automatically tracks and compensates the rotation speed of the rubber pad roller to ensure that the size of the carton is completely consistent with that of the die.

	技术参数 The machine technique parameter				
型号	Model	1600×3600	2200×3600	2600×3600	2600×4300
最高机械速度	Max.production speed（pieces/min）	120	100	80	80
最大纸板尺寸	Max.size of feeding（mm）	1570×3600	2100×3600	2500×3600	2500×4300
最小纸板尺寸	Min.size of feeding paper（mm）	420×750	550×900	650×900	650×900
最大印刷面积	Max.printing area（mm^2）	1540×3600	2080×3600	2480×3600	2480×4300
标准印版厚度	Thickness of standard printing plank（mm）	7.0	7.0	7.0	7.0
最小开槽间隔	Min.grooving space（mm）	260×90×260×90	330×110×330×110	360×110×360×110	360×110×360×110
最大槽深	Max.depth of slot（mm）	560	750	850	850
最大纸板厚度	Max.thickness of the cardboard（mm）	12	12	12	12
外形尺寸（长×宽×高）Overall dimensions (L×W×H)	T– 三色印刷 Three color printing（mm）	14021×6755×3500	19122×6755×3600	20237×6755×3600	20237×6755×3600
	F– 四色印刷 Four–color printing（mm）	14701×6755×3500	20046×6755×3600	21261×6755×3600	21261×6755×3600

Super–large semi–automatic water–based ink printing, slitting and die–cutting machine
超大型半自动水墨印刷开槽模切机



功能与特点 Function and Characteristic

◎ 根据纸箱行业对大型、巨型印刷机的需求研发了 大型水性印刷机，其过纸尺寸可达横向 1800–2500mm，纵向达到 2000–5500mm，运行速度链条机 0–60 片/分，自动机 60–120 片/分，解决了众多纸箱厂制作家具、家电等大型物品包装纸箱无法机械批量生产的难题。
◎ 该机型采用高速机的设计理念，如十字滑块间隙调整装置、循环式供油润滑系统等高速印刷机结构。
◎ 墙板为 70 厚铸铁材质，经热处理退火不变形， 吸震性能好， 机器运行平稳。

◎ Based on the demand of the paper box industry for large and giant printing machines, a large–scale water–based printing machine was developed. Its paper–passing dimensions can reach 1800–2500mm in width and 2000–5500mm in length. The running speed of chain machines is 0–60 sheets per minute, and that of automatic machines is 60–120 sheets per minute. This has solved the problem that many paper box factories cannot mechanically produce packaging paper boxes for large items such as furniture and household appliances in batches.
◎ This model adopts the design concept of high–speed machines, such as the cross–slider gap adjustment device and the circulating oil lubrication system, which are the structures of high–speed printing machines.
◎ The wall panel is made of 70mm thick cast iron material. It does not deform after heat treatment and annealing, has good shock absorption performance, and the machine runs smoothly.

	技术参数 The machine technique parameter				
型号	Model	1600×3600	2200×3600	2600×3600	2600×4300
最高机械速度	Max.production speed（pieces/min）	80	80	80	80
最大纸板尺寸	Max.size of feeding（mm）	1570×3600	2100×3600	2500×3600	2500×4300
最小纸板尺寸	Min.size of feeding paper（mm）	420×750	550×900	650×900	650×900
最大印刷面积	Max.printing area（mm^2）	1540×3600	2080×3600	2480×3600	2480×4300
标准印版厚度	Thickness of standard printing plank（mm）	7.0	7.0	7.0	7.0
最小开槽间隔	Min.grooving space（mm）	260×90×260×90	330×110×330×110	360×110×360×110	360×110×360×110
最大槽深	Max.depth of slot（mm）	560	750	850	850
最大纸板厚度	Max.thickness of the cardboard（mm）	12	12	12–16	12–16
外形尺寸（长×宽×高）Overall dimensions (L×W×H)	T– 三色印刷 Three color printing（mm）	14021×6755×3500	19122×6755×3600	20237×6755×3600	20237×6755×3600
	F– 四色印刷 Four–color printing（mm）	14701×6755×3500	20046×6755×3600	21261×6755×3600	21261×6755×3600

High speed rotary die cutting machine(Lead feeder)
高速圆压圆模切机（前缘送纸）



功能与特点 Function and Characteristic

◎ 滚轮式前缘送纸结构、多轮、多点式吸风送纸，摩擦力大，速度高，送纸平稳，准确。
◎ 吸风变频调整风量，风压可根据纸板大小进行调整，增加薄纸板及曲翘纸板传动稳定性，准确性。
◎ 送纸胶轴，采用气压式弹性送纸，不破坏瓦楞纸板强度。
◎ 整机齿轮采用40Cr锻造，高频淬火处理，磨齿；采用喷淋式自动润滑，极大提高了运转精度及使用寿命。
◎ 模切胶垫安装调换方便，模切刀口平整光滑，使用寿命长，可达1200万次左右，极大降低了生产成本。
◎ 模切胶垫辊采用机械式横移装置左右移动40mm，并有气动装置控制刀模上下移动，延长胶垫使用寿命。
◎ 自动线速度补偿，使优力胶垫均匀磨损，并配有胶垫修复系统，胶垫可多次使用。
◎ 送纸侧挡板及后挡箱位置均为电脑及电动控制。
◎ 辊筒采用优质钢，内部调质，表面研磨，镀硬铬，并作动平衡校正，运转平稳。
◎ 模切辊相位，相位调整采用行星齿轮式结构，PLC 触摸屏控制及电动数字式360度调整。

◎ Roller typefront feeding structure,rounds,multipoint suction feeding,high friction,high speed,paper feeding smoothly and accurate.
◎ Frequency conversion of suction can adjust the wind volume,and the wind pressure can be adjusted by thesize of the paperboard,increase the thin board and the bend board convey stability and accurately.
◎ The feeding paper roller adopt pneumatic type elastic feeding paper,don't destroy the strength of corrugated board
◎ The machine gear are 40 crfoging,high frequency quenchingtreatment,ginding;Using spray type automatic ubnication,greatyimprove the operaion preison and service lfe.
◎ Die cutting rubber pad easy to installand replace,the edgeof the die cutting knife is smooth,the service life is long,i can reach about 12 million times,greatly reduce the cost of the production.
◎ The die cutting rubber mat roller adopt mechanical horizontal shifter moving around 40 mm,the movin up and down of the cutting mold is control;ed of thepneumatic device,prolong the service life of the rubber mat.
◎ Automatic line speed compensation,make the Youli ruber mat even wear,and equipped with ruber mat repair system,he rubber mat can be used multiple imes.
◎ Paper feeding side baffle and the back block box are allcontrolled by computer and electric.
◎ Rolleris made of high quality stel,internal conditioning,surface grinding,hard chromium plating,and dynamic balancing corection,smooth operation
◎ Die–cuting oller phase,phase adjustment adopts planetary gear type structure,PLC touch screen control and electric digital 360 degrees of adjustment.
◎ Import control system,Schneider low–voltage electrical appliances.

技术参数 The machine technique parameter			
型号 /Model	1200×2200/2400/2600	1400×2200/2400/2600	1600×2400/2600/2800
最大过纸尺寸 Max.cardboard size（mm）	1200×2000/2200/2400	1400×2000/2200/2400	1600×2200/2400/2600
最小过纸尺寸 Min.cardboard size（mm）	350×600	400×600	450×600
适应纸板厚度 Cadboard thickness（mm）	2–8	2–8	2–8
设计时速 Design speed（pcs/min）	160	160	160
经济时速 Economc speed（pcs/min）	80–140	80–140	80–120
最大模切尺寸 Max.die cutting size（mm）	1200×1950/2150/2350	1400×1950/2150/2350	1600×2150/2350/2550
模版辊直径 Attachment mould roller diameter（mm）	ϕ360	ϕ432	ϕ487

Semi–automatic ink and wash printing grooving die cutting machine
半自动水墨印刷开槽模切机



功能与特点 Function and Characteristic

◎ 送纸：链条推纸进料。
◎ 送纸辊上轴采用压花送纸轮，下轴采用钢质压花辊，表面镀硬铬、保证纸板的顺利送入和不破坏瓦楞面纸。
◎ 印刷辊：可采用先进简便实用的勾槽挂版(可选)。装卸版时可由脚踏开关独立控制。相位调整采用不停机360度电动数字式调整，可根据误差输入数据，自动调整。
◎ 墨路系统:
1. 网纹棍采用钢质200线/220线组合式网棍；
2. 橡胶棍采用天然耐油、耐酸碱橡胶制成；
3. 停机匀墨，短时停机墨路工作，免清洗保证印品质量，使着墨色度一致;
◎ 开槽部(可选配):开槽部电动360度调整向位。
◎ 全机气动联控，具有计数、报警、机后操作的功能。

◎ Paper feeding: Chain pushing for paper feeding.
◎ The upper shaft of the feeding roller adopts an embossed feeding wheel, and the lower shaft adopts a steel embossed roller with hard chrome plating on the surface, ensuring smooth feeding of the paperboard without damaging the corrugated surface paper.
◎ Printing roller: Advanced, simple and practical grooved plate hanging can be adopted (optional). Loading and unloading of the plate can be independently controlled by a foot switch. Phase adjustment adopts non–stop 360–degree electric digital adjustment, which can automatically adjust according to the input error data.
◎ Ink path system:
1. The anilox roller adopts a combined steel anilox roller with 200 lines/220 lines;
2. The rubber roller is made of natural oil–resistant and acid–alkali–resistant rubber;
3. Ink is distributed when the machine is stopped; the ink path works during short–term shutdown, no cleaning is needed to ensure the quality of printed products and make the ink color consistent;
◎ Slotting part (optional): The slotting part can be adjusted 360 degrees electrically in phase.
◎ The whole machine is controlled by pneumatic interlock, with functions of counting, alarming and post–machine operation.

技术参数 The machine technique parameter			
型号 /Model	1200×2200/2400/2600	1400×2200/2400/2600	1600×2400/2600/2800
最大过纸尺寸 Max.cardboard size（mm）	1200×2000/2200/2400	1400×2000/2200/2400	1600×2200/2400/2600
最小过纸尺寸 Min.cardboard size（mm）	350×600	400×600	450×600
适应纸板厚度 Cadboard thickness（mm）	2–8	2–8	2–8
设计时速 Design speed（pcs/min）	160	160	160
经济时速 Economc speed（pcs/min）	80–140	80–140	80–120
最大模切尺寸 Max.die cutting size（mm）	1200×1950/2150/2350	1400×1950/2150/2350	1600×2150/2350/2550
模版辊直径 Attachment mould roller diameter（mm）	ϕ360	ϕ432	ϕ487

Fully automatic adhesive nail machine
全自动粘钉一体机



功能与特点 Function and Characteristic

- 本机全电脑操控自动调单，操作易懂，简单；可储存999个钉单；
- 无底有盖箱也可钉(需在订货时说明);
- 1–3分钟调整尺寸，简单快捷；
- 钉头部动力为伺服电机，机械速度：1300–1500钉/分钟；
- 送纸部采用PLC 自动控制西格林高耐磨吸风皮带，每条可单独控制 风量大小，确保吸附稳定、送纸准确；
- 进纸时有侧拍打装置可使送纸整齐顺利；
- 供纸部预压轮及成型轮纸板厚薄全电脑控制，托纸高度电动调整；
- 送纸电机采用伺服电机控制，确保钉距稳定又准确；
- 本机设计有箱整形功能，保证在钉箱时不会出现剪刀口，整齐不歪 斜；本机保证前后剪刀口不会超过正负2mm;
- 本机采用电脑屏操作，并显示故障说明；
- 本机可钉三层、五层纸箱(七层时需在订货时提前声明);
- 本机最后有自动计数堆码定量输出。
- 机器在正常运转过程中出现歪斜时，会自动停机。
- 本机一机三用，即可粘、可钉、同时粘钉。

- This machine is fully computer controlled and automatic order adjustment, easy to understand and easy to operate.It can store 999 nail orders;
- The bottomless and covered case can also be nailed (to be specified when ordering);
- 1–3 minutes to adjust the size,simple and fast;
- The power of nail head is servo motor,and the mechanical speed is 1300–1500 nails/min;
- The paper feeding section adopts PLC automatic control siglin high wear– resistant suction beltEach bet can control the air volume separately to ensure stable adsorption and accurate paper feeding;
- When feeding paper,there is a side beating device,which can make paper feeding orderly and smoothly;
- The thickness of the paper board is controlled by computer,and the height of paper carrier is adjusted electrically;
- The paper feeding motor is controlled by servo motor to ensure stable and accurate naildistance;
- The machine is designed with box shaping function to ensure that the scissors mouth will not appear when nailing the box,which is neat and not skew;the machine can ensure that the front and rear scissors opening will not exceed 2 mm;

技术参数 The machine technique parameter				
型号及参数	Model and parameter	QDJ–2600G	QDJ–3000G	QDJ–3200G
最大尺寸	Max. (A+B)×2(mm)	2600	3000	3200
最小尺寸	Min. (A+B)×2(mm)	880	900	900
最大尺寸	Max. (C+D+C)(mm)	1100	1100	1100
最小尺寸	Min. (C+D+C)(mm)	340	350	350
最小摇盖	Min.swing capC(mm)	25	25	25
最大摇盖	Max.swing cap C(mm)	450	450	450
最大宽度	Max.width B(mm)	520	640	690
最小宽度	Min.width B(mm)	200	200	200
最大长度	Max.length A(mm)	700	860	910
整机功率	Power(kw)	35	35	35
最小长度	Min.length A(mm)	250	250	250
最大高度	Max.height D(mm)	650	650	650
最小高度	The minimum height D(mm)	200	200	200
钉舌宽度	Nail tongue width E(mm)	30–35	30–35	30–35
机械长度	Mechanical length(mm)	16000	16000	16000
机械宽度	Machine width(mm)	4450	4850	5050
机械重量	Machine weigh(T)	20	23	25
机械速度 (钉 / 分钟)	Speed(nail/min)	1300	1300	1300
订数	Order	1–99	1–99	1–99
钉距 (mm)	Nailing from	30–90	30–90	30–90
钉箱速度	Nailing speed(m/min)	80	80	80
粘箱速度	Sticky box speed(m/min)	120	120	120

- The computer screen is used to operate the machine and display the fault description;
- This machine can be nailed three or five layers of cartons;
- Finally,the machine has automatic counting,stacking and quantitative output.
- When the machine is in normal operation,it willstop automatically.
- This machine can be used for three and at the same time.

Automatic nailing machine
全自动钉箱机



功能与特点 Function and Characteristic

全自动钉箱机，由真空送纸部，打钉叠部两部分组成。数显调控，PLC电脑调幅，双变频同步运转，具有简便快捷可靠准确的操控模式，自动送纸，自动打钉折叠，自动计数，自动堆码输出，高速节能，节省人工成本。

供纸部:

1.采用皮带前缘送纸方式，中段折合部采用吸风走纸，准确更可靠。

2.采用高档的电磁离合器及电磁刹车系统，使供纸部可单独控制，操作简单可靠。

3.压纸轮高度可调,适合纸板厚度为2–8mm。

4.与折叠部联动,变频调速。

5.供纸部的前挡板和走纸皮带左右可调。

打钉部:

1.进口双伺服驱动，精度准确，机械传动部分减少，可有效机械故障率。

2.采用触摸屏操作，一键存单，一键调整，可输入数字调节方式，参数（钉距，钉数，钉种，后挡板）变换方便快捷。

3.整个控制系统采用欧姆龙PLC控制系统。

4.控制箱内全部开关采用台湾士林生产。

5.底模，刀片采用德国钨钢制作（耐磨）。

6.整个钉头，全部采用特殊钢制作，电脑精密加工。

7.开关及按钮全部采用台湾天得生产。

8.一分钟变换尺寸，操作简单无需经验，可钉单钉，双钉，加强钉。

9.送纸部自动计数,成束后自动送出，方便捆绑

Automatic nailing machine consists of two parts: vacuum paper feeding section and nailing & stacking section. It features digital display control, PLC computer amplitude modulation, and dual–frequency conversion synchronous operation, with a simple, fast, reliable and accurate control mode. It realizes automatic paper feeding, automatic nailing and folding, automatic counting, automatic stacking and output, high speed, energy saving, and labor cost reduction.

Paper feeding section:

1. Adopts belt leading edge feeding mode, and the middle folding part uses air suction for paper running, which is accurate and more reliable.
2. Equipped with high–grade electromagnetic clutch and electromagnetic brake system, enabling the paper feeding section to be controlled independently with simple and reliable operation.
3. The height of the paper pressing wheel is adjustable, suitable for paperboards with a thickness of 2–8mm.
4. Linked with the folding section, with frequency conversion speed regulation.
5. The front baffle and paper running belt of the paper feeding section are adjustable left and right.

Nailing section:

1. Imported dual–servo drive ensures high precision, reduces mechanical transmission parts, and can effectively lower mechanical failure rate.
2. Adopts touch screen operation, with one–key order storage and one–key adjustment. It supports digital input adjustment mode, enabling convenient and quick change of parameters (nail distance, number of nails, nail type, rear baffle).
3. The entire control system adopts Omron PLC control system.
4. All switches in the control box are produced by Taiwan Shilin.
5. The bottom die and blade are made of German tungsten steel (wear–resistant).
6. The entire nail head is made of special steel and processed with computer precision.
7. All switches and buttons are produced by Taiwan Tend.
8. Size change can be completed in one minute, with simple operation requiring no experience. It can drive single nails, double nails, and reinforced nails.
9. The paper feeding section automatically counts, and the stacked bundles are automatically sent out for easy binding.

技术参数 The machine technique parameter			
最大尺寸 (A+B)×2	2200mm	最小长度 A	170 mm
最小尺寸 (A+B)×2	680mm	最大高度 D	700 mm
		最小高度 D	150 mm
最小尺寸 (C+D+C)	260mm	最大钉舌宽度 E	35 mm
最小摇盖 C	100mm	最大给纸高度	1100mm
最大摇盖 C	400 mm	最大长度 A	700 mm
最大宽度 B	450 mm	最小宽度 B	170mm
机械速度 (钉 / 分钟)	800	钉数	1–99

Automatic folder gluer machine
全自动粘箱机



功能与特点 Function and Characteristic

◎ 平均糊箱速度8000–10000个小/时，速度快，大大提高 生产效率。
◎ 自动供纸、自动涂胶、自动折叠、自动校正、自动计 数，只需两人便可完成整道工序。
◎ 采用吸风皮带送纸方式，结构简单、速度快、送纸准 确。
◎ 采用齿钉皮带输纸方式，输纸准确；并具有二次压痕功 能，使纸箱折叠更准确。
◎ 具有二次纠偏功能，消除大小口，降低废品率。
◎ 具有差速纠偏调节功能，彻底消除剪刀叉，折叠更精 确。
◎ 收纸整形部自动计数、整形、堆积成码、整码输出，速 度快、精度高。
◎ 可任意搭配自动打包、捆扎整机联线速度快、节省人 工 。

◎ Average glueing speed should be 8000–10000pcs per min, which improves productivity greatly.
◎ Two workers should assist to deal with whole producing line. Paperboard feeding,glueing,foding,adjusting,acounting can be done automatically.
◎ Adopted leather belt delivery feeding with airdraft.
◎ All convery belts were tooth nailed for accuracy.It equipped re–pressing function so that even more accurate when folding.
◎ Automatic re–adjusting if happen paper skew.Lowen defective rate.
◎ Improving folding accuracy if happen paper skew through differential adjusting function.Scissors shapetail could not happen.
◎ Automatic accounting,shape adjusting then stacking.All carton can be piled up according to a cartain quanlity.
◎ Can match with automatic strapping machine.

技术参数 The machine technique parameter			
型号 Model	2000	2400	2800
最大纸板规格 Max.cardboard	1000×2000mm	1000×2400mm	1200×2800mm
最小纸板规格 Mini.cardboard	300×600mm	300×600mm	300×600mm
安装面积 Installation area	2400×13500mm	2800×15500mm	3000×15500mm
需要动力 Power required	11.5kw	11.5kw	11.5kw

BZD Semi–automatic folder & gluer
BZD型半自动粘箱机



参数 规格	Parameter specification	BZD–2600
最大尺寸(长+宽)×2	Max.size(length+width)×2	2600mm
最小尺寸(长+宽)×2	Min.size(length+width)×2	340mm
最大尺寸(宽+高)×2	Max.size (width+height)×2	1515mm
最小尺寸(宽+高)×2	Min.size((width+height)×2	240mm
给纸高度	Paper height	900mm
电机功率	Engine power	2.2kw
机械速	Machinery speed	40m/min

功能与特点 Function and Characteristic

半自动粘箱机是近年来纸箱生产的新型环保设备，主要用于纸箱粘合，摒弃传统的铜钉装订方式，提高了生产效率，产品型质量好。

主机架：机架、升降工作台、前段输送装置、前段校正装置、中段输送装置、中段压合装置、成品侧面输出装置、电气控制装置。

Semi–automatic gluer is new–type enviromental equipment, mainly used in carton sticking, abandon the traditional copper stapling method, raised the productivity, and the product quality is good.

Main machine frame: machine frame,ascend and descend worktable, front part convey equipment, front part amending equipment, middle part convey equipment, middle part press together equipment, finished product side output eqipment, electrical controlling equipment.

Semi–automatic double piece folder gluer
SPHX半自动双片粘箱机



功能与特点 Function and Characteristic

SPHX–2000 型半自动粘箱机可用于 AA 片、AB 片两片成型箱和单片成型箱的粘接成型。该机在实际生产中可代替手工粘箱，降低劳动强度；与传统型半自动粘箱机相比，又能节省人工。因为工作方式不同，与以上两种纸箱粘接成型工艺相比，还能大大提高产品质量。该机采用变频调速、PLC 集中控制，并配以高速离合器，运行控制精准。该机输纸系统，同时配以强力吸风送纸，可对双片和单片纸张进行输送。该机在做两片型纸箱时，两片纸张可在动态中涂胶（热熔胶），准确度高、精准度高。两片合一后，人员在折叠成型部进行人工折叠成型，该机两人即可操作。

SPHX–2000 type semi–automatic carton glue machine can be used for the gluing of A–A, A–B model two sheets forming carton or single sheet forming carton. This machine can replace the manual box gluing, reduce labor intensity. Compared with the traditional box glue machine, not only can save labor, but also can greatly improve the quality of products which is compared with the above two carton glue process, because of different working ways.

The machine adopts the double frequency to adjust the speed, PLC central control, and matches with the high speed clutch, accurate operation control. The feeding system is equipped with powerful suction feeding, can transport the single and double sheets of paperboard. When the machine do two sheets of paperboard forming carton, the two sheets of paperboard will be glued in the dynamic molding (hot melt adhesive), with high accuracy. After joining together of two sheets, the worker fold and form the carton in folding forming unit. This machine only need two operation workers. The paper processing range of this machine: A–E corrugated corrugated paperboard.

进纸尺寸（毫米）	Paper size (mm)	最大 Max.1000×720, 最小 Min.450×320
机械速度（米/分钟）	Max.speed (m/min)	86m/min
纸张加工范围	Sheet thickness	A~E 瓦楞 Corrugated paper 五层板 Cardboard of five layers
整机尺寸（毫米）	Overall dimensions (mm)	3450×3150×1180
整机功率（千瓦）	Total power (kw)	5.8kw

KH4350Single-head Automatic Box Folding Machine
单头全自动折盒机



类型 Item	尺寸 Dimensions		型号 Model	KH4350
材料尺寸 Material Di-mensions（长L＊宽W）	L MIN	220mm	长边不压短边 Long Edge Does Not Press Short Edge	16-18个／分
	L MAX	700mm		
	W MIN	200mm	长边压短边 long Edge Presses Over Short Edge	17-19个／分
	W MAX	680mm	产品合格率 Product Qualification Rate	99%
成型盒子尺寸 Formed Box DimenGions（长L＊宽W＊高H）	L MIN	100mm	机器尺寸（长＊宽＊高） Machine Dimensions(L*W*H)	1650*1600*1800mm
	L MAX	400mm	额定功率 Rated Power	3.5KW
	W MIN	80mm	额定电压 Rated Volrage	220V
	W MAX	350mm	气源 Air suppy	0.5-0.7Mpa
			本机适用材料 Applicable materials for this machine	210-350g白卡纸 牛皮纸等 210-350g White Cardboard, Kraft Paper,etc
	H MIN	18mm		
	H MAX	100mm	操作人员（1名） operator (1 person)	加料间隔：40-50分钟 Feeding Interval: 40-50 minutes

功能与特点 Function and Characteristic

◎ 采用PLC控制，触摸屏操作。触摸屏可移动方便操作。
◎ 采用升降台放置材料，放料总高度0.6米。
◎ 成型工位，纵向伺服控制，输入参数调节即可。
◎ 整机结构紧凑 ，占地空间小 。
◎ 本设备正常运行时加料间隔为40-50分钟，加料时长3-5分钟。

◎ PLC control, touch screen operation. Touch screen can be moved for convenient operation
◎ The lifting platform is used to place the material, and the total height of the material is 0.6 meters.
◎ Forming station, longitudinal servo control, input parameter adjustment.
◎ The whole machine structure is compact, the space is small。
◎ When the equipment is running normally, the feeding interval is 40-50minutes, and the feeding time is 3-5 minutes.

纸箱样品 produced samples



600X Automatic side gluing box machine (modular)
600X全自动边贴糊盒机（模块化）



功能与特点 Function and Characteristic

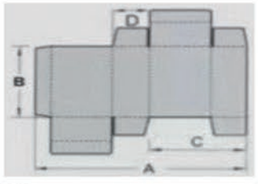

◎ 多个国家专利，五代机性能领先同行。
◎ 模块化结构，可按客户需求组合不同功能，购买后也可功能升级。
◎ 多电机传动动力强，速度快，寿命长。
◎ 同步带传动高速低噪。
◎ 输送部皮带上下均带动力，无卷边现象。
◎ 新式弯臂造型别致，外型美观。
◎ 预留四六角装置位置随时升级。
◎ 一体式电气控制箱藏于输送部下，节省空间。
◎ A number of national patents,the performance of GEN 5 machine is ahead of the peers.
◎ Modular structure,different functions can be combined according to customer needs,and functions can be upgraded after purchase.
◎ Multi-motor transmission has strong power,fast speed,longer service life.
◎ Synchronous belt transmission with high speed and low noise
◎ The upper and lower conveyor belts are powered,and there is no curling phenomenon.
◎ The new curved arm bracket has a unique shape and a beautiful appearance.
◎ Reserve the position of the four six corner devices to upgrade at any time.
◎ The integrated electrical control box is hidden at the bottom of the conveyor,which saves space

技术参数 Main Technical Datas　　单位：毫米 Unit：MM

型号 Model	盒子类型 Box type	A	B	C 最小 (C MIN)	D最小 (D MIN)
ZH-600X	边贴盒 Straight-line box	110-600	60-500	50	10
ZH-700X	边贴盒 Straight-line box	110-700	60-500	50	10
ZH-800X	边贴盒 Straight-line box	130-800	60-700	60	10
ZH-900X	边赔盒 Straight-line box	130-900	60-700	60	10

The Gen 5 modular multifunctional folder gluer
第五代模块化多功能糊盒机

边贴盒折合流程Straight box folding process

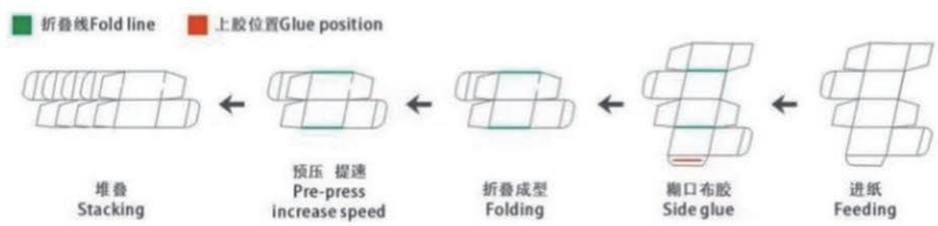

线速度	Line speed	0-300m/min连续可调	0-300m/min adjustable
适用纸质	Paperboard	210-600/gsm卡纸	210-600/gsm Paperboard
糊盒基本形式	Box forming	一侧边贴	Single side gluing
给纸方式	Paper board feeding	自动连续给纸	Automatic feeding
适用粘合剂	Glue type	冷胶	Cold glue
功率	Power	ZH-600X　SKW AC 3PH 380V	
重量	Weight	1400KG	
外形尺寸	Dimension	6.8*1.0*1.3M	

机器平面图 Machine floor plan

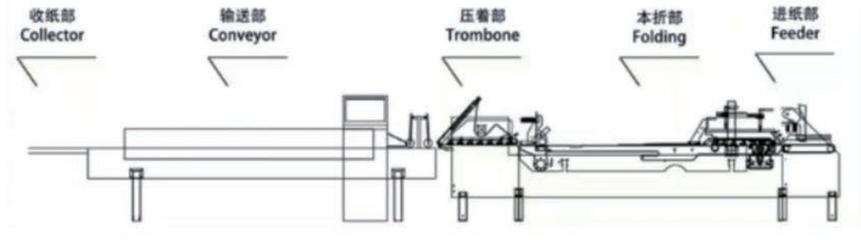

PE Automatic strapping machine
PE全自动捆扎（打包）机



打包长度	Packing length	380–1300
打包宽度	Packing width	200–1100
打包高度	Packing height	10–280
打包速度	Packing speed	≤ 17 包每分钟
使用耗材	Use consumables	PE 结束带 28 号
总功率	Total power	2.6 千瓦，不含空压机
外形尺寸	Dimensions	300*700*190cm

PP Automatic strapping machine
PP全自动捆扎（打包）机



设备型号	Model	1200mm
最大纸板规格	Max.sheet size	1200 × 1200mm
最小纸板规格	Min.sheet size	300 × 400mm
工作速度	Working speed	每分钟 13–15 包　13–15pkg/min
机械尺寸：长宽高	Machine dimension	5800 × 1880 × 1600mm 5800(L) × 1880(W) × 1600mm(H)
电源	Power supply	三相四相制配电（三相 380V+ 零） Three phase four phase system distribution(three–phase 380V+zero)
整机功率	Total power	2.2kw
机械净重	Machine net weight	1.2T

Automatic pre–coating filmlaminating machine
全自动预涂膜覆膜机



技术参数 The machine technique parameter		
型号	Model	1450A
最大纸张尺寸	Max.feeding width	1050 × 1200mm
最小纸张尺寸	Min.feeding width	350 × 390mm
工作速度	Working speed	5–110m/min
机器重量	Weight	6000kg
总功率	Total power	25kw
外形尺寸	Dimension	11000 × 2260 × 1900mm
纸张厚度	Paper thickness	105–500g

Semi–automatic high speed dry–film laminating machine
半自动高速干式覆膜机



功能与特点 Function and Characteristic

- ◎ 变频器无极调速，速度调节方便，机器运行平稳、无噪音。
- ◎ 加大尺寸镀铬辗筒配电磁加温系统使温度更加均匀、稳定，且恒温性能优异。
- ◎ PLC编程系统实现纸张自动分切及故障示警自保等多项功能。
- ◎ 气胀轴放膜，膜卷装卸方便、定位准确,且放膜松紧度可根据需要随意调节。
- ◎ 双道打孔装置方便用户针对不同规格纸张及薄膜选择使用。
- ◎ 改进之牵引辑调节系统使牵引力调节更加方便、有效。
- ◎ 本机可实现对纸张进行整理,拍平码齐。采用自动感应式升降，省时省力。
- ◎ 分体结构擦洗滚筒、调整机器方便快捷。
- ◎ Frequency converter with stepless speed regulation enables convenient speed adjustment, ensuring stable and noise–free operation of the machine.
- ◎ The enlarged–size chrome–plated roller combined with an electromagnetic heating system ensures more uniform and stable temperature, with excellent constant temperature performance.
- ◎ The PLC programming system realizes multiple functions such as automatic paper slitting, fault alarm and self–protection.
- ◎ Air–expanding shaft for film unwinding allows easy loading and unloading of film rolls with accurate positioning, and the tightness of film unwinding can be adjusted at will as needed.
- ◎ The dual–channel punching device facilitates users to choose according to different specifications of paper and film.
- ◎ The improved traction roller adjustment system makes traction force adjustment more convenient and effective.
- ◎ This machine can sort, flatten and stack paper neatly. It adopts automatic induction lifting, saving time and effort.
- ◎ The split structure makes it convenient and quick to clean the rollers and adjust the machine.

Full servo computerized high speed laminating machine
全伺服电脑高速贴面机



技术参数 The machine technique parameter			
型号 Model	1300G	1450G	1700G
最大覆贴尺寸 (mm)Max.laminating size(mm)	1300×1100	1450×1450	1700×1450
最小覆贴尺寸 (mm)Min.laminating size(mm)	400×380	400×380	450×450
面纸克重 (g/m²)Surface paper gram weight (g/m²)	180–450		
适应底纸 (mm)Adaotive bottom paper(mm)	厚度 0.5–10mm		
贴合精度 (mm)Laminating precision(mm)	±1		
最大裱贴速度 Max.speed(sheet/h)	13000 张 / 小时		
装机总功率 (kw)Total power(kw)	25kw	25kw	28kw
总重量 (kg)Total weight(kg)	5000	5500	6000
机器外形尺寸 Machine dimensions(mm)	11500L*2350W*2400H	11500L*2500W*2400H	12500L*2700W*2400H

New type high speed automatic flute laminator
新型全自动高速贴面机



技术参数 The machine technique parameter				
型号 Model	1300A	1450A	1550A	1650A
最大贴面尺寸 Max.laminating size	1300mm×1250mm	1400mm×1250mm	1500mm×1250mm	1600mm×1250mm
最小贴面尺寸 Min.laminating size	400mm×400mm	400mm×400mm	400mm×400mm	400mm×400mm
经济速度 Economic speed	0–100 片 /min	0–100 片 /min	0–100 片 /min	0–100 片 /min
裱合精度 Laminating precision	±1.5	±1.5	±1.5	±1.5
功率 Power	10kw	12kw	12kw	12kw
外形尺寸 Size	13.5m×2m×2.4m	13.5m×2.05m×2.4m	13.5m×2.15m×2.4m	13.5m×2.25m×2.4m
重量 Weight	About 4.2t	About 4.4t	About 4.5t	About 4.7t

BZJ1300Q–3单工位半自动裱纸机(高台型)
Semi–automatic laminator (high table)



型号Model	最大尺寸 Max.sheet size	最小尺寸 Min.sheet size	总功率 Total power	速度 Speed	重量 Weight	外形尺寸 Measurement
BZJ–1300Q–3	1300×1100mm	350×350mm	8.5kw	0–90m/min	5500kg	10000×2200×2300mm
BZJ–1450Q–3	1450×1100mm	350×350mm	9.5kw	0–90m/min	6500kg	10000×2350×2300mm
BZJ–1600Q–3	1600×1100mm	350×350mm	9.5kw	0–90m/min	7500kg	10000×2500×2300mm

ML 750/930/1100/1200/ 1300/1400/1500/1600/ 1800/2000/2200 平压压痕切线机
ML die cutting & creasing machine



型号 Model	最大有效压切面积 Max.rule area	工作速度 Working speed	压痕切片长度 Wacrulelength	电机功率 Molor	重量 Weight	外形尺寸（长×宽×高） Overall dimensions(L×W×H)
PYQ401C	750×520mm	28±2(stroes/min)	<15m	2.2kw	2000kg	1260×1350×1280mm
PYQ203D	930×670mm	23±2(stroes/min)	<25m	4.0kw	3000kg	1800×1600×1600mm
ML 1100	1100×800mm	20±2(stroes/min)	<32m	5.5kw	4500kg	1900×1800×1700mm
ML 1200	1200×830mm	20±2(stroes/min)	<35m	5.5kw	4800kg	1900×2000×1700mm
ML 1300	1300×920mm	18±2(stroes/min)	<40m	5.5kw/7.5kw	6000kg	2000×2400×1800mm
ML 1400	1400×1000mm	18±2(stroes/min)	<45m	5.5kw/7.5kw	6500kg	2000×2450×1900mm
ML 1500	1500×1050mm	18±2(stroes/min)	<45m	5.5kw/7.5kw	7000kg	2000×2500×1930mm
ML 1600	1600×1250mm	16±2(stroes/min)	<50m	11kw	11000kg	2170×2560×2130mm
ML 1800	1800×1300mm	16±2(stroes/min)	<62m	15kw	13500kg	2240×2800×2230mm
ML 2000	2000×1400mm	16±2(stroes/min)	<80m	15kw	14500kg	2280×2900×2230mm
ML 2200	2200×1450mm	16±2(stroes/min)	<90m	18kw	16500kg	2280×3000×2250mm

Automatic flatbed die cutting & creasing machine
MY1060/1080/1100/1200/1300/1500/1600全自动模切压痕清废机



型号	Model	MY–1060	MY–1080	MY–1100	MY–1200
最大输纸尺寸(mm)	Max.paper size	1060×750mm	1080×780mm	1100×780mm	1200×780mm
最小输纸尺寸(mm)	Min.paper size	400×350mm	400×370mm	400×370mm	400×380mm
最大模切尺寸(mm)	Max.die–cutting size	1050×730mm	1070×760mm	1090×770mm	1185×770mm
最小叼口尺寸(mm)	The minimum size in mouth	5	5	5	5
最大模切压力 (T)	Max.die–cutting pressure	300N/cm^2	300N/cm^2	300N/cm^2	300N/cm^2
可加工纸张(mm) Paper processde	白板纸 Carboard	0.1–0.3	0.1–0.3	0.1–2	0.1–1.5
	瓦楞纸 Corrugated paper	≤4	≤4	≤5	≤5
模切精度(mm)	Die cutting precision	±0.1	±0.1	±0.1	±0.1
最高速度(sheets/h)	Max.die–cutting speed	6500 sheets/h	6500 sheets/h	6500sheets/h	6500sheets/h
给纸纸堆最大高度(mm)	Max.feeding pile height	1000mm(above the level)	1100mm(above the level)	1100mm(above the level)	1100mm(above the level)
收纸纸堆最大高度(mm)	Max.delivvery pile height	1000mm(above the level)	1100mm(above the level)	1100mm(above the level)	1100mm(above the level)
总功率 (kw)	Total power	13.5kw	15kw	17kw	17kw
整机重量 (T)	Weight	15T	16T	17T	18T

MY1200/1300/1500/1600半自动模切压痕机
Semiautomatic flatbed die cutting & creasing machine



Partition assembler machine
CGJ450/600–3/4D 型自动插隔机



功能与特点 Function and Characteristic

- ◎ 纵、横向同时给纸进行十字交叉插格。
- ◎ 适合各种纸箱隔板、格挡的自动化插编。
- ◎ 双工位出纸，双倍工效。
- ◎ 气控、电控的综合使用，确保设备控制的先进性。
- ◎ 各用气设备从主气管取气，独立控制，互无影响。
- ◎ PLC 人机界面，操作简便。

- ◎ Lengthways and horizontal sheets do decussation inserting.
- ◎ Automatic inserting each kinds clapboard and block.
- ◎ Double–position output type,double efficacy.
- ◎ Pneumatic system and electric system to make sure the advancement of device control.
- ◎ Each steam equipment get gas from the main pipe, independent control, no mutual influence.
- ◎ PLC man–machine interface,easy to operate.

产品说明：

CGJ系列自动插格机采用优质原材料，经过先进的工艺加工制造，性能达到国内外先进水平，是汽车配件、玻璃制品、陶瓷、塑料等纸品包装的理想设备。

Product Description:

CGJ Series partition assembler machine is made of high quality raw materials. We use advanced manufacturing process to get high level of performance. It is the ideal equipment for the paper packaging of car parts, glass, ceramics, plastics and so on.



自动捆绑机
Automatic strapping machine



隔板机
Partition slotting machine



BJ系列裱胶机
BJ series pasting machine



FGX 系列分纸滚线机
FGX series slitter scorer machine

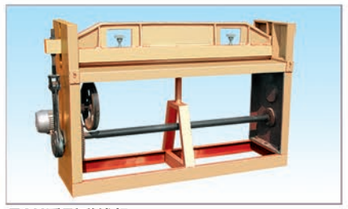

FGX系列碰线机
FGX series touch line machine



薄刀分纸压线机
Thin blade slitting score machine



FYQ 系列分纸滚线开槽机
FYQ Series slitting score slotting machine



DXJ系列钉箱机
DXJ series manual stitching machine



平台摸切机
Platform die cutting machine



废纸打包机
Waste paper baler machine



变频式水溶性复膜机(普通型)
Inverter-type water-soluble laminating machine(common type)



四联开槽切角机
Eccentric slotting machine

Top type pallet wrapping machine
压顶型缠绕包装机



Wrap film packaging machine
缠膜打包一体机



Touch Screen Carton Compression Strength Tester
触摸屏纸箱抗压强度测试仪



环形初粘力测试仪
Ring initial viscosity tester



触摸屏纸板耐破强度测试仪
Touch Screen Paperboard Bursting Strength Tester



Carton Machine Spare Parts


太阳轮 Sun wheel


超长包胶轮 Super-long sheathing wheel


包胶轮 Rubber sheathing wheel


前缘送纸轮 铝芯 Leading edge paper wheel,aluminum core


压纸轮 Paper roller


黄尼龙轮 Yellow nylon wheel


同步带 Synchronous belt


清废带 Waste strip cleaning


爬坡带 Climbing zone


吸风带 Suction zone


双面蓝带 Double-sided blue ribbon


优力胶垫 High strength rubber pad


全自动胶盒 Fully automatic cartrdge


半自动胶盒 Semi-automatic cartridge


胶盒 Plastic box


优力刀 Optimal force knife


切角刀片 Cutting angle of the blade


横切机 Cross-cutting knife


开槽刀 Slotting knife


剔纸刀座 Carved paper knife


分纸刀 Paper knife


剔纸刀 Pick out the paper knife


薄刀 Thin knife


高速切角刀座 High speed comer cutter holder


蝶形刀 Butterfly knife


铝刮刀 Aluminum blade


风箱板 Bellows plate


吸风片 Suction piece


锁 荷叶 Lock the hinges


耐磨铜块 Wear-resistant copper